

primax Quick Fit Guide.

Step 1 - Start Connex™ 8

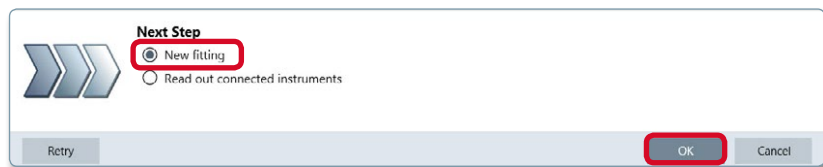
A quick reference guide to show how to program primax to First Fit.

- Select the patient file in Noah/patient management system and open Connex software.
- Connect the hearing instrument(s) to the Hipro cable.
 - For BTE and RIC instruments, insert correct battery pill adaptor.
 - For custom instruments insert battery and then flex strip .
 - For more details see the Programming Adaptors and Cables information in the Hearing Instrument Features and Demo section

- Click **Detect.**

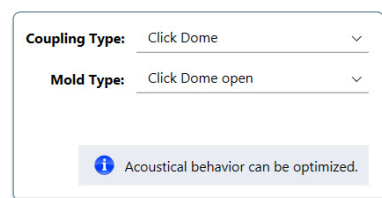
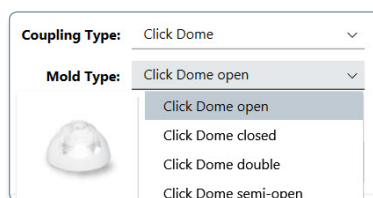
Connex will detect the instruments connected to the Hipro cables. Check that the instruments listed are correct and that New Fitting is selected, click **OK.**

The Connex First Fit Configurator will begin; each tab of the configurator ensures that the hearing instruments are fitted correctly for the user.



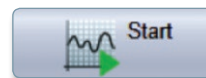
Step 2 - Acoustic Parameters

Complete the correct parameters for the current fitting. It is important to select the right options so that the instrument knows how hard it needs to work.



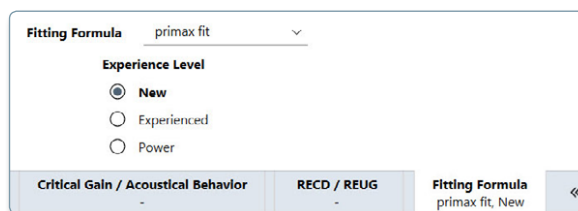
Step 3 - Critical Gain Measurement

- Place the Hearing Instruments in the patient's ears.
- Run the test on each instrument by selecting the **Start** button


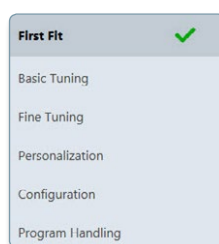


Step 4 - Fitting Formula

- Select primaxFit and appropriate experience level.
- Click the **First Fit** icon to complete.



- A green tick will now appear to show the fitting process has been completed.
- Go to the Basic Tuning or Fine Tuning tabs as needed.



The information in this document contains general descriptions of the technical options available, which do not always have to be present in individual cases and are subject to change without prior notice.

The required features should therefore be specified in each individual case at the time of conclusion of the respective contract.

United Kingdom

Sivantos Limited
Platinum House
Sussex Manor Business Park
Gatwick Road
Crawley RH10 9NH
Phone: 01293 423700

Legal Manufacturer

Signia GmbH
Henri-Dunant-Strasse 100
91058 Erlangen
Germany
Phone +49 9131 308 0



Sivantos Limited is a Trademark Licensee of Siemens AG | © Signia GmbH 2016 | JN7939 | Printed in the UK

www.signia-pro.co.uk